

## Dur-A-Lift DCP-36 Cable

### Dur-A-Lift DCP-36 Cable Placer

- Telescopic Articulated Cable Placer
- Non-Insulated
- Hot-Dipped, Galvanized Basket
- 400# of Side Pull
- 50# of Down Pull
- Fairleads for Cable Lashing
- Direct Communication Between Operator & Driver
- Operate in Stationary & Mobile Modes
- Max Working Height: 41'
- Max Side Reach: 26' 6"

### Dur-A-Lift DCP-36

- 41' Working Height
- 350 LB Basket Capacity
- Non-Insulated

### Dodge / Ford F550 4x4 Chassis

- Diesel Engine
- Knapheide Service Body
- Safety Lighting

Additional Options Available Upon Request



Dur-A-Lift's rugged cable placer unit is capable of withstanding the harsh applications of mobile operation. The smooth, easy to operate control system is packed with behind the scenes safety elements.

# DCP-36 Detailed Specifications:

## DCP-36 Cable Placer

- Operate in stationary and mobile mode
- Steel extension boom
- 24" x 30" x 42" steel galvanized basket with Fairleads
- Yoke end mounted walk-in basket with door
- 370° hydraulic limit, non-continuous rotation
- Dual cross over relief reduces rotation overloads
- Hydraulic leveled basket
- 4 Function Joystick
- Pistol grip lower remote control-boom functions, lower stow, start/stop, two speed
- Single-hand upper control joystick
- Upper and lower basket to cab intercom communication system
- 110 volt outlet at basket
- Open center hydraulic system
- Working Height - 41'
- Side Reach - 26' 6"
- Stowed Travel Height - 10' 1"
- DC Backup

## Bed Options:

- Knapheide 6131D54 Service Body
  - Body Material - 14 ga A40
  - Streetside & Curbside Compartments
    - Adjustable Shelves w/ Dividers
  - 30"x94" Tailshelf, Steel Walkup w/Aluminum Pole Handles, 10" Belting Step
  - (8) Compartment LED Light kit
  - (4) Work Light LED 4" (Cargo Area, Rear Components)
  - Wheel Chock Holder

## Hydraulic Items:

- PTO/Pump Chelsa 6.7L Diesel
- Wire Braid Pressure Hose and Fitting Below Rotation
- Inverter, Xantrax X-Power 3000 W
- Levleride Torsion Bar Kit
- Timbren Load Booster
- Ladder Rack, Quick Lock Aluminum

## Additional Items:

- Mud Flaps
- Fire Extinguisher 10 lb
- Backup Alarm
- Wheel Chock w/ Eyebolt
- Triangle Reflector Kit
- (2) 4' Clear/Amber Strobes (Rear Tailshelf)
- (1) Strobe Rotating Amber
- (2) Strobe Cl/Amber (Front Gill)

# DCP-36

Telescopic articulated cable placer

# DUR-A-LIFT®



## SPECIFICATIONS

DCP-36

WORKING HEIGHT	41'
SIDE REACH	26'6"
APPROX. STOWED TRAVEL HEIGHT	10'1"
HEIGHT TO BOTTOM OF PLATFORM	36'
BASKET CAPACITY	350#
APPROX. LIFT WEIGHT	2675#
MAIN BOOM TRAVEL	-25° to 75°
ARTICULATING ARM TRAVEL	-6° to 83°
EXTENSION TRAVEL	110.5"
SIDE PULL	400#
DOWN PULL	50#

Dur-A-Lift Inc. reserves the right to improve models and change specifications without notice or obligation. Dur-A-Lift equipment meets or exceeds all applicable ANSI Standards as of the date of manufacture.


WORKING HEIGHT UP TO 41'; SIDE REACH TO 26'6" ☐

400# SIDE PULL; 50# DOWN PULL ☐

FAIRLEADS FOR CABLE LASHING ☐

DIRECT COMMUNICATION BETWEEN OPERATOR AND DRIVER ☐

OPERATES IN MOBILE OR STATIONARY MODE ☐



# DUR-A-LIFT®

WE SPEAK BUCKET TRUCK



# DCP-36

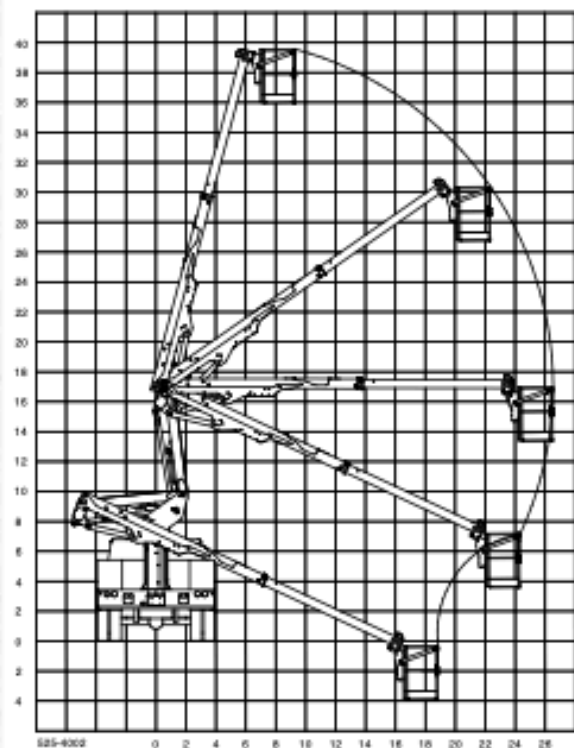
Telescopic articulated cable placer

**DUR-A-LIFT**  
WE SPEAK BUCKET TRUCK



WWW.DUR-A-LIFT.COM

## REACH DIAGRAM

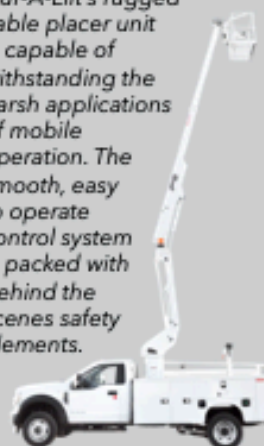


Tons of storage options specially designed for those in the telecom and utilities industries.

## STANDARD

Operates in stationary and mobile mode; steel extension boom; 24" x 30" x 42" steel galvanized basket with fairleads; yoke end-mounted walk-in basket with door; 370° hydraulic limit, non-continuous rotation; dual cross over relief reduces rotation overloads; hydraulic leveled basket; pistol-grip lower remote control-boom functions, lower stow, start/stop, two speed; single-hand upper control joystick; upper and lower basket to cab intercom communication system; 110 volt outlet at basket; open-center hydraulic system

*Dur-A-Lift's rugged cable placer unit is capable of withstanding the harsh applications of mobile operation. The smooth, easy to operate control system is packed with behind the scenes safety elements.*



READ MORE

CHASSIS REQUIREMENT, MIN.: 15,000 GVWR  
CHASSIS CAB TO AXLE REQUIREMENT, MIN.: 84"

